

A Client

Attitude to risk: Moderate

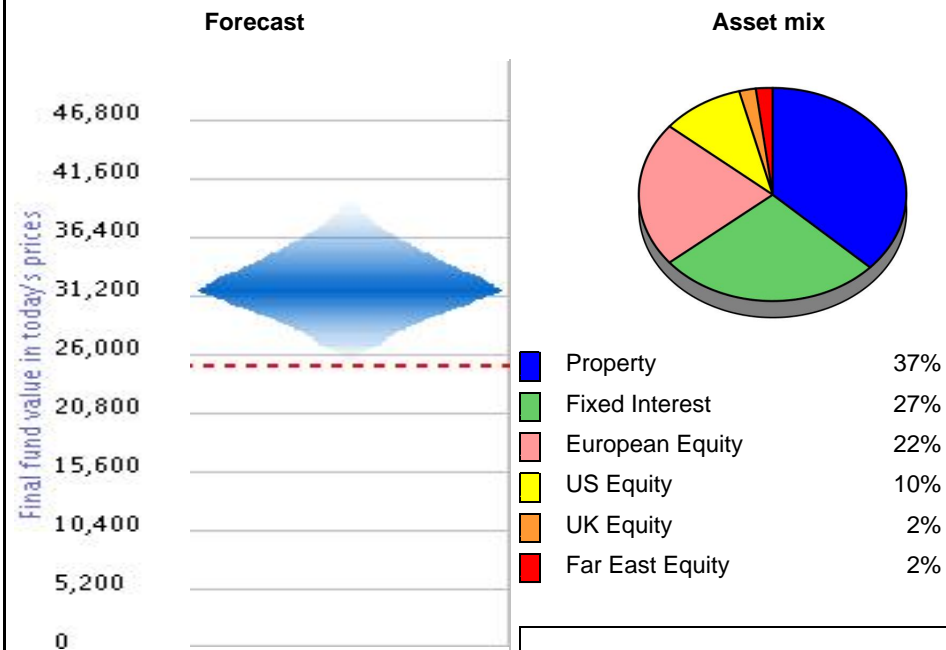
Investment details

Investment amount: € 25,000

Monthly investment : €0

Investment period: 10 years

Investment strategy



Important Note

This forecast is based on the asset mix shown, using the standard charges entered, as we cannot predict the behaviour of individual funds.

Core funds will tend to be more representative of the underlying asset class than satellite funds.

Upper forecast €39,700

Mid forecast €31,700

Lower forecast €25,200

Risk of getting back less than you put in <=5%







Portfolio details

Estimated charges:

Initial charge: 0.0%

Renewal charge: 0.0% pa

Annual management charge: 1.074% pa

| | | |
|---|-------------------------------|-------------------------------|
|  | Property 37% | Standard Life Property |
|  | Fixed Interest 27% | Government Bond Tracker |
|  | European Equity 22% | European Equity Tracker |
|  | US Equity 10% | North American Equity Tracker |
|  | UK Equity 2% | UK Equity Tracker |
|  | Far East Equity 2% | Pacific Basin Equity Tracker |

These figures are only illustrative. They are not minimum or maximum amounts. What you get back depends on how your investment grows in practice and on the tax treatment of the investment. You could get back more or less than this.

The pages of this site are intended only for the information and use of intermediaries in relation to Irish products for residents of the Republic of Ireland. Standard Life Assurance Limited adheres to codes of conduct issued by the Financial Regulator in Ireland and is authorised and regulated by the Financial Services Authority in the UK. Local 1890 252 222. Calls may be recorded. (c) 2004-2006 Standard Life